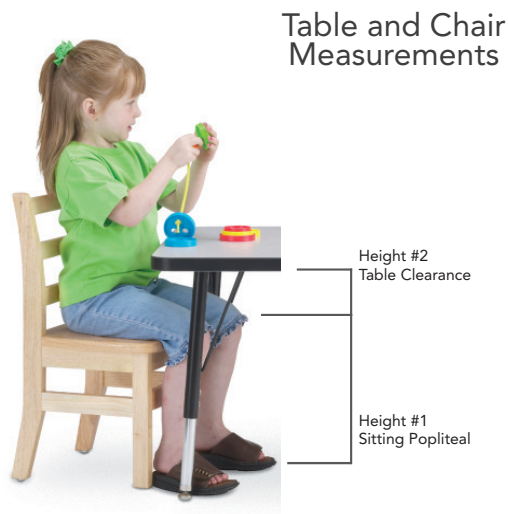


Choosing the proper classroom seating can be a daunting but an important task. Jonti-Craft has meticulously studied ergonomics, human scale, and other information to provide accurate and straightforward recommendations for classroom seating. Just follow the 3 simple steps below to find the correct chair and table height for your children. The correct seating will increase comfort and concentration, and set them up for success!



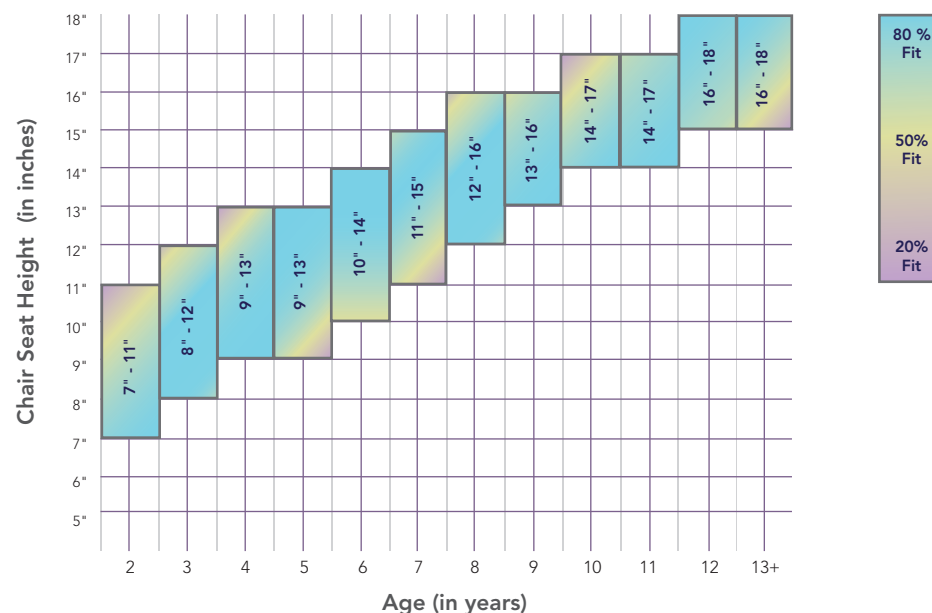
Height #1 — Sitting Popliteal

Defined: Height from the floor to the back of the knee while seated. To provide correct ergonomic seating, the child should be sitting comfortably with feet flat on the floor and knees bent at right angles. The correct seat height will be the measurement from the floor to the bend behind the child's knee.

Height #2 — Table Clearance

Defined: Height from the top of the chair seat to the bottom of the table. Usually, tabletops should be 8 inches from the top of the chair seat, although this height might be slightly less for toddlers. When deciding on a table height, you should take into consideration the child's overall size and build. For example, a short-waisted child will be more comfortable at a shorter table in relation to his or her seat height.

1 Use age to select seat height



2 Use seat height to select table height

Age (approx.)	1½-2½	2-3	2-3	2½-5	2-6	2-7½	3-8	3½-9	5½-11	6½-11½	7½-12	10-13	12+
Seat Height	7"	8"	8"	9"	10"	11"	12"	13"	14"	15"	15-16"	17"	18"
Table Height	P 14"	E/P 15"	E/P 16"	E/P 17"	E/P 18"	E/P 19"	E/M/P 20"	E/M/P 21"	E/M/P 22"	E/M/P 23-24"	A/M 25-26"	A/M 24-29"	A/M 26-30"
E = 15" to 24"				A = 24" to 31"			M = 20" to 31"			P (Purpose+) = 14" to 24"			

3 Find your table at link.jonti-craft.com/seating

This graph and chart are based on average recommendations from several sources, and should only be used as a guide. By measuring the child as directed above, you will ensure the best fit possible. If measuring the child is not practical, use this chart as a starting point. Consider whether the child's build is bigger or smaller than other children of the same age. If you are still unsure of what size chair to order, go the next size up to give your child room to grow!

Need to know how many chairs fit around Jonti-Craft's tables? Flip this page over!

Chairs Per Table Guidelines

Activity Tables

M = Mobile

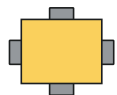
A = Adult

E = Elementary

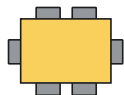
T = Tiny

P+ = Purpose+

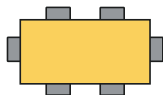
**Rectangle
24" x 30"**
P+: 4 chairs
(8-14" only)



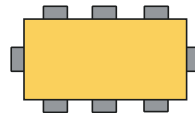
Rectangle 36" x 24"
M: 2 chairs A: 2 chairs
E: 2-6 chairs P+: 2-6 chairs



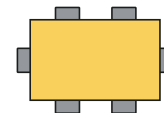
Rectangle 24" x 48"
M: 4 chairs A: 4 chairs
E: 6 chairs P+: 6 chairs



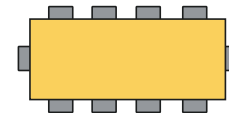
Rectangle 30" x 60"
M: 6 chairs A: 6 chairs
E: 6 chairs P+: 6 chairs



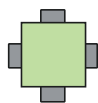
Rectangle 30" x 48"
M: 6 chairs A: 6 chairs
E: 6 chairs P+: 6 chairs



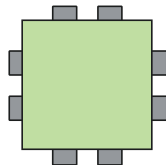
Rectangle 30" x 72"
M: 6-8 chairs A: 6-8 chairs
E: 6-10 chairs P+: 6-10 chairs



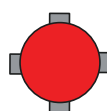
Square 24" x 24"
P+: 4 chairs
(8-14" only)



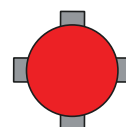
Square 48" x 48"
M: 4 chairs A: 4 chairs
E: 4-8 chairs P+: 4-8 chairs



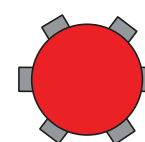
Round 30"
P+: 4 chairs
(8-14" only)



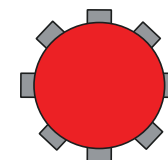
Round 36"
M: 4 chairs A: 4 chairs
E: 4 chairs P+: 4 chairs



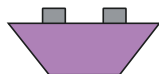
Round 42"
M: 4 chairs A: 4 chairs
E: 4-6 chairs P+: 4-6 chairs



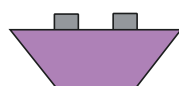
Round 48"
M: 4-6 chairs A: 4-6 chairs
E: 4-8 chairs P+: 4-8 chairs



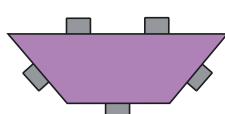
Trapezoid 45" x 21"
P+: 4-5 chairs
(8-14" only)



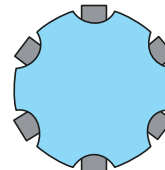
Trapezoid 24" x 48"
M: 2 chairs A: 2 chairs
E: 2-5 chairs P+: 2-5 chairs



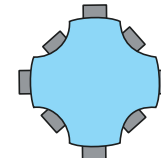
Trapezoid 30" x 60"
M: 5 chairs A: 5 chairs
E: 5 chairs P+: 5 chairs



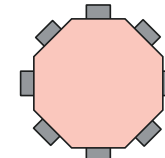
6 Leaf 60" x 60"
M: 6 chairs A: 6 chairs
E: 6 chairs P+: 6 chairs



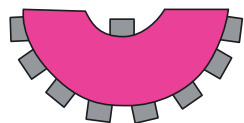
4 Leaf 48" x 48"
M: 4 chairs A: 4 chairs
E: 4-8 chairs P+: 4-8 chairs



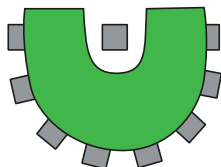
Octagon 48" x 48"
M: 4 chairs A: 4 chairs
E: 4-8 chairs P+: 4-8 chairs



Kidney 48" x 72"
M: 5 chairs A: 5 chairs
E: 5-8 chairs P+: 5-8 chairs



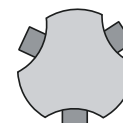
Horseshoe 66" x 60"
M: 7 chairs A: 7 chairs
E: 7-9 chairs P+: 7-9 chairs



Collaborative Tables



Bowtie
1 chair



Hub
3 chairs

Check out our table and chair options at link.jonti-craft.com/seating

www.jonti-craft.com
p. 507-342-5169 | f. 507-342-5617
171 Hwy 68 | P.O. Box 30
Wabasso, MN 56293